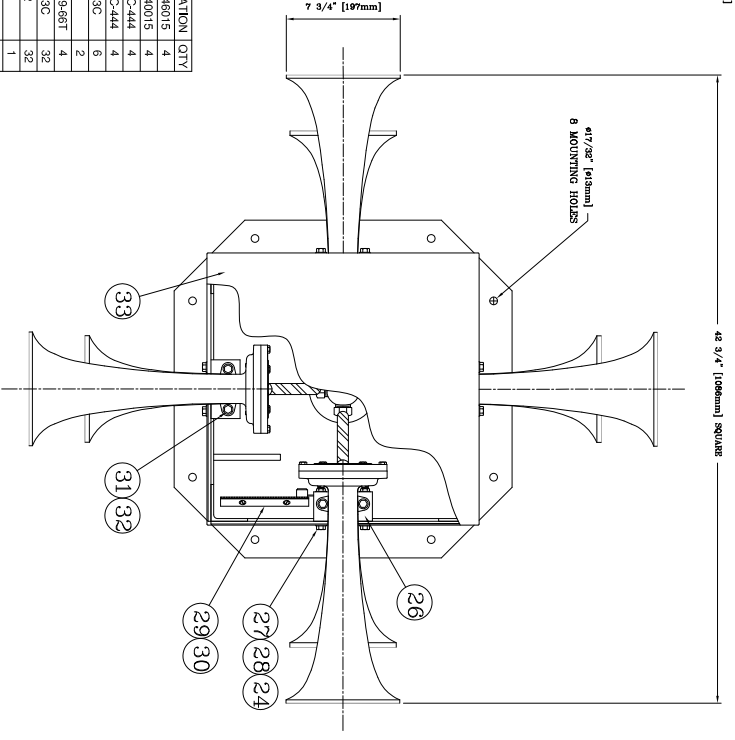
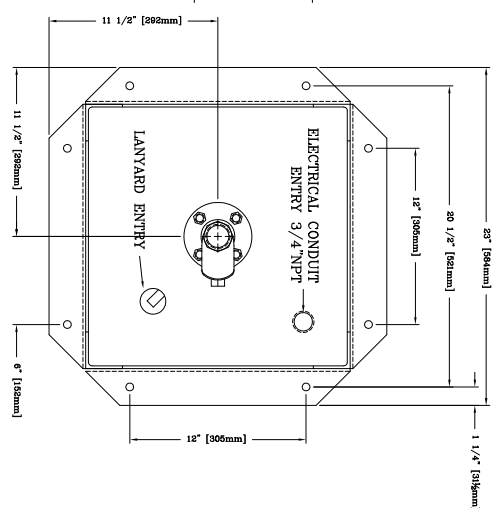
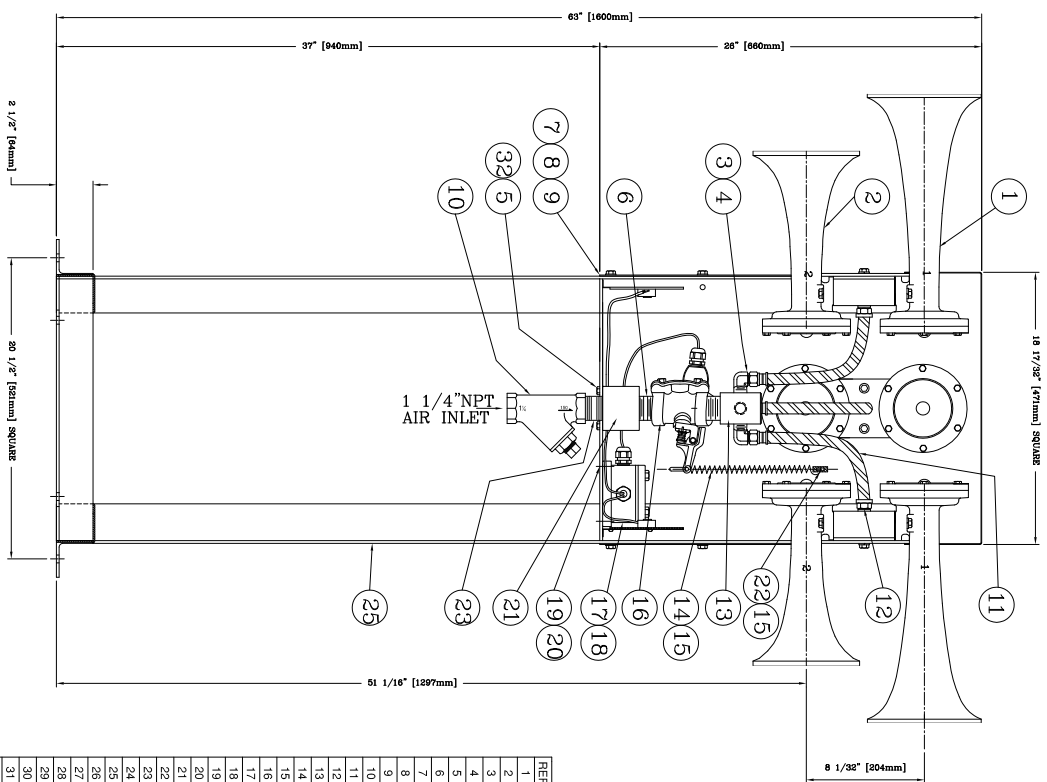


ALL DIMENSIONS ARE FOR REFERENCE ONLY, U.O.S.



REF	PART	DESCRIPTION	MATERIAL	SPECIFICATION	QTY
1	30101-AP	KS-1 AIR HORN, 3111 Hz, W.O. BASE	ASSEMBLY	DWG NO. 46015	4
2	30102-AP	KS-2 AIR HORN, 370 Hz, W.O. BASE	ASSEMBLY	DWG NO. 40015	4
3	18285	1/2" TUBE ADAPTOR	BRASS	ASME OSC-444	4
4	18290	MALE ELBOW 1/2" TUBE TO 1/2" PIPE	BRASS	ASME OSC-444	4
5	40023	HEX HEAD CAP SCREW, 3/8" x 1.6, 3/4"	STAINLESS STEEL	ASTM F593C	6
6	W002-040SS	PIPE NIPPLE, 1-1/4" NPT x 2-1/2"	STAINLESS STEEL	ANSI B2.1	2
7	13250	SIDE PANEL, 8 BELLS	MILD STEEL	ASTM F568-66T	2
8	13256	HEX HEAD CAP SCREW, 5/16-18x1 1/2"	STAINLESS STEEL	ASTM F593C	32
9	13244	FLAT WASHER, 5/16"	STAINLESS STEEL	ASA B27.2	32
10	10294	STRAINER, 1/4" NPT	ASSEMBLY	ASTM B82	1
11	18280	HOSE, 300 PSIG OPERATING PRESS.	NEOPRENE RUBBER	COMMERCIAL	4
12	40297	1/2" NPT MALE TO PUSH ON	BRASS	ASME OSC-444	4
13	19610	HOSE CONNECTOR MANFOLD	STAINLESS STEEL	ASTM F594	1
14	13220	SPRING	STAINLESS STEEL	ASTM A311	2
15	13229	SHACKLE	GALVANIZED STEEL	COMMERCIAL	1
16	10980	COMBINATION VALVE	ASSEMBLY	DWG NO. 10976	1
17	19401	JUNCTION BOX	ASSEMBLY	DWG NO. 19401	1
18	18106	BASE GASKET	TN9000	ASTM F104	1
19	W009-008SS	HEX HEAD CAP SCREW, 1/4-20x1 1/4"	STAINLESS STEEL	ASTM F593C	4
20	W095-008SS	HEX LOCK NUT, 1/4-20 (NOT SHOWN)	STAINLESS STEEL	ASTM F594	4
21	13190	MOUNTING FLANGE, 1-1/4" NPT	ALUMINUM	ASTM B209	1
22	13203	BRACKET ALUMINUM	ALUMINUM	ASTM B209	1
23	13221	PIPE NIPPLE, 1-1/4" NPT x 3"	STAINLESS STEEL	ANSI B2.1	1
24	85223	LOCK NUT, 3/8-16	S.S. STEEL, NYLON	ASTM F593-41	8
25	13252	MOUNTING STAND FOR 8 BELLS	MILD STEEL	ASTM F569-66T	1
26	19613	MANIFOLD BLOCK	ALUMINUM	ASTM B209	4
27	85225	FLAT WASHER, 3/8"	STAINLESS STEEL	ASA B27.2	16
28	13257	HEX HEAD BOLT, 3/8-16x3	STAINLESS STEEL	ASTM F593C	8
29	18121	FLEXIBLE HEATER, 150W, 120VAC	ASSEMBLY	DWG NO. 18121	4
30	65099	PAN HEAD CAP SCREW, 10-24x3.8	STAINLESS STEEL	ANSI B18.6.3	2
31	85224	HEX HEAD CAP SCREW, 3/8-16x1 1/4"	STAINLESS STEEL	ASTM F593C	16
32	30122	HELICAL LOCK WASHER, 3/8"	STAINLESS STEEL	ASME B18.21.1	22
33	13241	COVER FOR 8 BELL STRUCTURE	MILD STEEL	ASTM 569-66T	1

Horn Fundamental Frequency: 3111/370 Hz ± 4%  
 Sound Pressure Level (Loudness) measured at 1 meter:  
 144 ± 10dB(A) and dB(C) on All Pass (Total)  
 while blowing with 100 PSIG (7 Bars) pressure at the base,  
 with Air Consumption of 184 SCFM (86 L/Sec).  
 Effective Audibility Range: 70 db at approximately 4 km  
 in calm, cool conditions, unobstructed path.  
 Operating Pressure Range: 45-175 PSIG (3-12 Bars)  
 Operating Temperature Range: -40°F (-40°C) to 175°F (80°C)  
 Ingress of Protection: IP 66

TWO HEATERS 150W EACH, 120VAC, THERMOSTATICALLY CONTROLLED 40-55°F  
 1 1/4" NPT COMBINATION SOLENOID AND MANUAL VALVE, 120VAC/1PH/60HZ

SEE DRAWING No. 30287-W FOR WIRING DIAGRAM

**CONFIDENTIAL**

INFORMATION CONTAINED HEREIN IS CONFIDENTIAL. IT IS THE PROPERTY OF KAHLENBERG INDUSTRIES INC. IT IS TO BE USED SOLELY FOR THE PURPOSE PROVIDED, AND IT IS NOT TO BE DISCLOSED TO OTHERS WITHOUT THE PRIOR WRITTEN CONSENT OF KAHLENBERG INDUSTRIES INCORPORATED.

**Kahlenberg**  
TWO RIVERS, WISCONSIN 54241

**MODEL K4-12-EN**  
ASSEMBLY AND DIMENSIONS

REV.	BY	DATE	DESCRIPTION	APP'D.
A	ZN	03/13/12	UPDATED PART NUMBERS	EMK

DR.	DATE	OKD.	SCALE	DRWG. NO.	REV.
ZN	05/25/11	EMK	N.T.S.	30287	A

Copyright Kahlenberg Ind. Inc. 2010